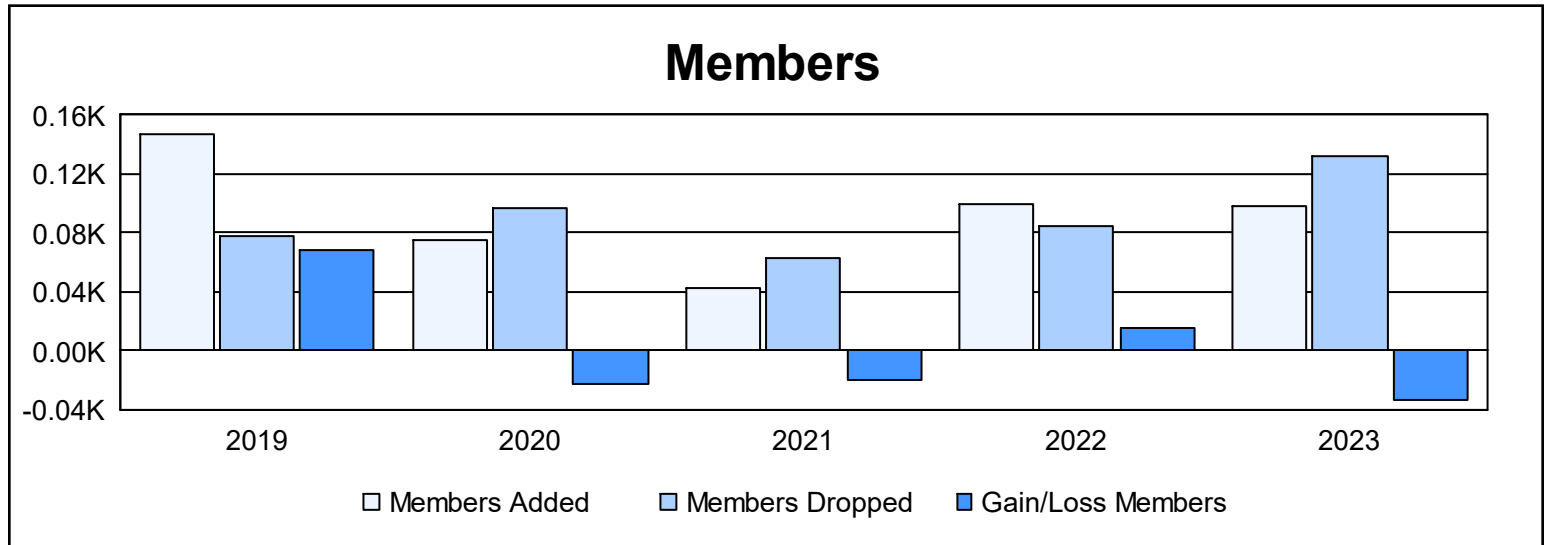
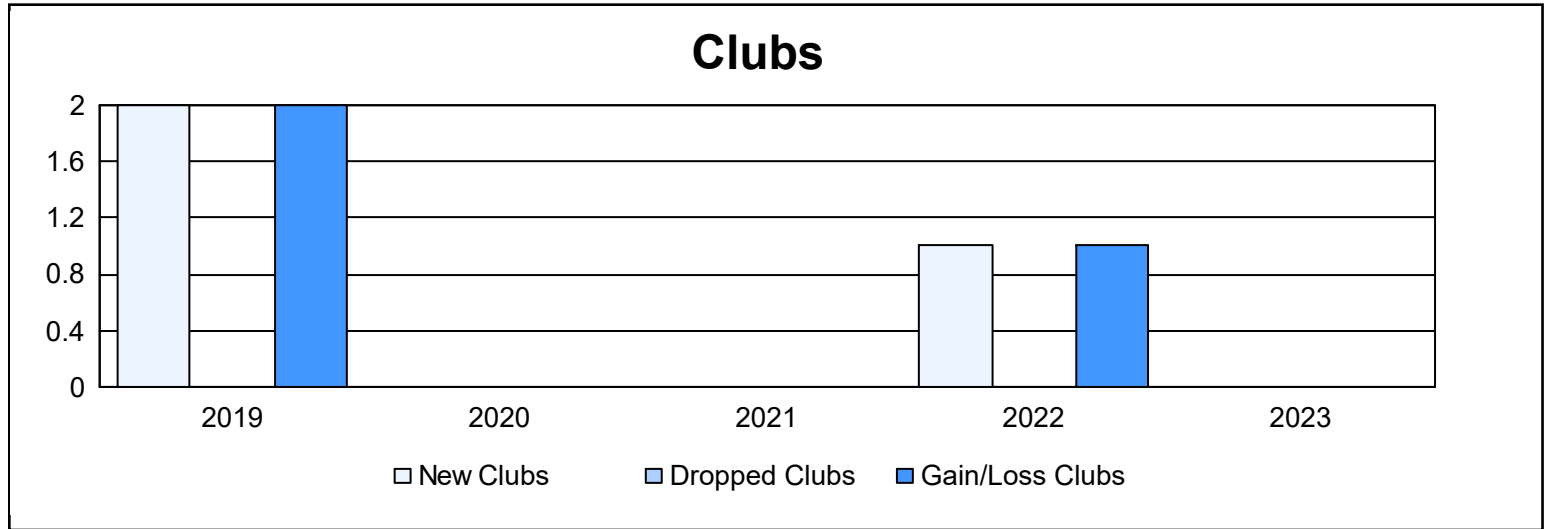
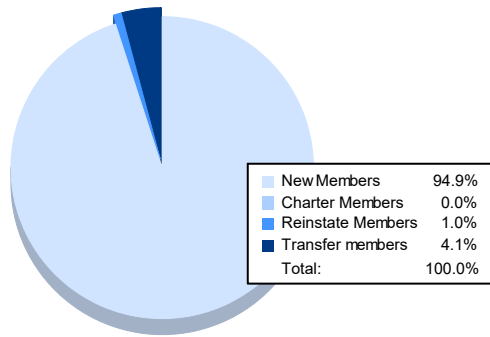


| Year | New Clubs | Dropped Clubs | Gain/ Loss Clubs | New Members | Charter Members | Reinstate Members | Transfer Members | Total Member Added | Total Members Dropped | Gain/ Loss Members |
|----------------|-----------|---------------|------------------|-------------|-----------------|-------------------|------------------|--------------------|-----------------------|--------------------|
| 2018-2019 | 2 | 0 | 2 | 91 | 43 | 2 | 11 | 147 | 78 | 69 |
| 2019-2020 | 0 | 0 | 0 | 67 | 0 | 0 | 8 | 75 | 97 | -22 |
| 2020-2021 | 0 | 0 | 0 | 42 | 0 | 1 | 0 | 43 | 63 | -20 |
| 2021-2022 | 1 | 0 | 1 | 69 | 23 | 0 | 8 | 100 | 85 | 15 |
| 2022-2023 | 0 | 0 | 0 | 93 | 0 | 1 | 4 | 98 | 132 | -34 |
| Average | 1 | 0 | 1 | 72 | 13 | 1 | 6 | 93 | 91 | 2 |



Membership Composition June 2023 Cumulative



Gender Composition June 2023 Cumulative

